


























Results are final as of 17:23 on November 5, 2022

U15 - Boys Class

Sailed: 10, Discards: 1, To count: 9, Entries: 45, Scoring system: WCR Appendix A

Rank	Class	Division	NOC	Sailnumber	HelmName	Year	Gender	Total	Nett	R1	R2	R3	R4	R5	R6	R7	R8	R9	R10
1	U15 - Boys		 ISR	294	Omer Shemesh	2008	MALE	23.0	15.0	1.0	2.0	1.0	3.0	2.0	1.0	1.0	2.0	2.0	(8.0)
2	U15 - Boys		 ISR	295	Adam Koussevitzky	2008	MALE	37.0	27.0	3.0	4.0	2.0	4.0	6.0	4.0	2.0	1.0	1.0	(10.0)
3	U15 - Boys		 ITA	10	Pierluigi Caproni	2009	MALE	78.0	32.0	2.0	1.0	3.0	2.0	3.0	8.0	5.0	(46.0 DSQ)	7.0	1.0
4	U15 - Boys		 ISR	838	Eylon Atlas	2008	MALE	63.0	52.0	4.0	6.0	6.0	5.0	1.0	(11.0)	6.0	11.0	6.0	7.0
5	U15 - Boys		 HUN	173	Kristóf Jancsó	2008	MALE	107.0	61.0	8.0	3.0	(46.0 OCS)	1.0	11.0	2.0	9.0	10.0	3.0	14.0
6	U15 - Boys		 ITA	212	Kristian Porcu	2008	MALE	101.0	64.0	5.0	13.0	12.0	10.0	4.0	3.0	4.0	4.0	9.0	(37.0)
7	U15 - Boys		 GRE	33	Evangelos Giannakopoulos	2009	MALE	114.0	91.0	7.0	10.0	17.0	(23.0)	16.0	14.0	12.0	5.0	8.0	2.0
8	U15 - Boys		 GRE	222	Filippos Manakoglou	2009	MALE	112.0	92.0	10.0	5.0	16.0	11.0	(20.0)	9.0	13.0	13.0	4.0	11.0
9	U15 - Boys		 GRE	23	Panagiotis Ioannou	2009	MALE	134.0	105.0	11.0	16.0	4.0	13.0	24.0	(29.0)	3.0	3.0	13.0	18.0
10	U15 - Boys		 ESP	384	Hugo Perez	2008	MALE	138.0	111.0	6.0	20.0	10.0	6.0	9.0	7.0	22.0	(27.0)	22.0	9.0
11	U15 - Boys		 ITA	149	Luca Traversi	2008	MALE	141.0	112.0	13.0	19.0	5.0	7.0	(29.0)	18.0	18.0	15.0	12.0	5.0
12	U15 - Boys		 GRE	16	Pavlos Kallitsis Alagkiozian	2009	MALE	147.0	120.0	9.0	24.0	7.0	(27.0)	5.0	5.0	24.0	17.0	17.0	12.0
13	U15 - Boys		 ESP	18	Gonzalo Diaz Fernández	2008	MALE	167.0	121.0	20.0	9.0	8.0	25.0	14.0	17.0	7.0	(46.0 UFD)	5.0	16.0
14	U15 - Boys		 BEL	94	Julien Omev	2009	MALE	162.0	126.0	16.0	17.0	14.0	9.0	8.0	6.0	(36.0)	26.0	27.0	3.0
15	U15 - Boys		 FRA	1	Elemiah Richard	2008	MALE	175.0	142.0	(33.0)	18.0 RDGnc	18.0	22.0	12.0	23.0	8.0	6.0	18.0	17.0
16	U15 - Boys		 LAT	126	Gustavs Mengelsons	2009	MALE	177.0	146.0	24.0	27.0	9.0	(31.0)	13.0	20.0	10.0	9.0	28.0	6.0
17	U15 - Boys		 LAT	9	Ernestis Jekabsons	2009	MALE	176.0	148.0	17.0	11.0	20.0	21.0	(28.0)	16.0	21.0	12.0	15.0	15.0
18	U15 - Boys		 ESP	111	Fabio Gonzalez Perez	2008	MALE	186.0	154.0	31.0	8.0	13.0	(32.0)	23.0	13.0	14.0	16.0	10.0	26.0
19	U15 - Boys		 HUN	259	Vince Lehoczki	2008	MALE	191.0	160.0	19.0	7.0	13.0 RDG1.3	17.0	7.0	25.0	27.0	21.0	(31.0)	24.0
20	U15 - Boys		 GBR	511	George Ebdon	2009	MALE	199.0	163.0	18.0	15.0	11.0	20.0	27.0	(36.0)	17.0	8.0	20.0	27.0
21	U15 - Boys		 ITA	24	Alessandro Diaz	2009	MALE	205.0	178.0	12.0	22.0	19.0	16.0	26.0	(27.0)	19.0	19.0	25.0	20.0
22	U15 - Boys		 ESP	363	Miquel Servera	2008	MALE	213.0	178.0	26.0	29.0	22.0	26.0	(35.0)	35.0	11.0	14.0	11.0	4.0
23	U15 - Boys		 GRE	30	Agapitos Michalis Stamatoulakis	2008	MALE	223.0	190.0	23.0	30.0	23.0	12.0	10.0	(33.0)	20.0	18.0	23.0	31.0
24	U15 - Boys		 SGP	21	John Wong	2008	MALE	222.0	191.0	15.0	(31.0)	21.0	14.0	17.0	21.0	26.0	30.0	24.0	23.0
25	U15 - Boys		 GRE	899	Pavlos Apostolou	2008	MALE	238.0	202.0	34.0	12.0	26.0	18.0	18.0	15.0	29.0	29.0	21.0	(36.0)

Rank	Class	Division	NOC	Sailnumber	HelmName	Year	Gender	Total	Nett	R1	R2	R3	R4	R5	R6	R7	R8	R9	R10
26	U15 - Boys		ITA	89	Alex Schiattino	2009	MALE	237.0	203.0	25.0	21.0	27.0	(34.0)	22.0	26.0	16.0	20.0	16.0	30.0
27	U15 - Boys		GBR	512	Oliver Ebdon	2009	MALE	249.0	203.0	21.0	25.0	15.0	8.0	25.0	12.0	28.0	35.0	34.0	(46.0 DNC)
28	U15 - Boys		GRE	770	George Apostolidis	2009	MALE	260.0	214.0	14.0	14.0	24.0	36.0	21.0	19.0	34.0	23.0	29.0	(46.0 DNC)
29	U15 - Boys		ESP	312	Hugo Colomar Castelló	2009	MALE	263.0	226.0	28.0	32.0	35.0	28.0	(37.0)	34.0	15.0	7.0	26.0	21.0
30	U15 - Boys		BEL	123	Joran Cottyn	2008	MALE	268.0	229.0	22.0	(39.0)	29.0	24.0	31.0	24.0	32.0	31.0	14.0	22.0
31	U15 - Boys		GRE	911	Dimitrios Evangelos Moraitis	2008	MALE	273.0	232.0	27.0	(41.0)	31.0	39.0	15.0	10.0	25.0	28.0	32.0	25.0
32	U15 - Boys		ISR	297	Idan Lichtenshtein	2009	MALE	277.0	236.0	29.0	23.0	33.0	40.0	34.0	(41.0)	23.0	22.0	19.0	13.0
33	U15 - Boys		CZE	134	Stepan Louzek	2008	MALE	306.0	266.0	35.0	26.0	30.0	19.0	(40.0)	28.0	31.0	33.0	30.0	34.0
34	U15 - Boys		GRE	861	Chrysovalantis Karastamatis	2009	MALE	307.0	268.0	30.0	36.0	37.0	15.0	19.0	(39.0 PRP)	37.0	37.0	38.0	19.0
35	U15 - Boys		ESP	691	Pablo Momparler	2009	MALE	321.0	283.0	(38.0)	33.0	25.0	38.0	33.0	31.0	33.0	24.0	37.0	29.0
36	U15 - Boys		CZE	946	Zdenek Plich	2009	MALE	326.0	285.0	37.0	28.0	34.0	33.0	(41.0)	30.0	30.0	25.0	33.0	35.0
37	U15 - Boys		GRE	336	Anastasios Kyriazakos	2009	MALE	333.0	293.0	36.0	(40.0)	38.0	30.0	30.0	22.0	35.0	34.0	36.0	32.0
38	U15 - Boys		GBR	488	Harry Webb	2009	MALE	366.0	320.0	32.0	35.0	28.0	37.0	32.0	38.0	41.0	36.0	41.0	(46.0 DNC)
39	U15 - Boys		EST	288	Remi Marten Rajasalu	2008	MALE	375.0	332.0	42.0	37.0	36.0	29.0	38.0	(43.0)	38.0	38.0	35.0	39.0
40	U15 - Boys		GBR	413	Adam Hoey	2009	MALE	385.0	339.0	41.0	38.0	(46.0 OCS)	44.0	36.0	39.0	39.0	32.0	42.0	28.0
41	U15 - Boys		GRE	7	Dimitrios Kisseroudis	2008	MALE	394.0	348.0	39.0	34.0	39.0	35.0	42.0	37.0	40.0	39.0	43.0	(46.0 DNC)
42	U15 - Boys		GRE	44	Michail Korovesis	2009	MALE	412.0	366.0	40.0	43.0	40.0	42.0	39.0	42.0	42.0	(46.0 UFD)	40.0	38.0
43	U15 - Boys		GBR	3392	Sam Freeman	2009	MALE	416.0	370.0	43.0	42.0	(46.0 OCS)	41.0	43.0	40.0	43.0	46.0 UFD	39.0	33.0
44	U15 - Boys		GBR	234	Ethan Page	2008	MALE	440.0	394.0	44.0	44.0	41.0	45.0	(46.0 DNF)	46.0 DNF	44.0	40.0	44.0	46.0 NSC
45	U15 - Boys		GBR	3476	Matthew Goulden	2009	MALE	456.0	410.0	(46.0 DNC)	46.0 RET	46.0 DNC	43.0	46.0 DNF	46.0 DNF	46.0 DNC	46.0 RET	45.0	46.0 DNC